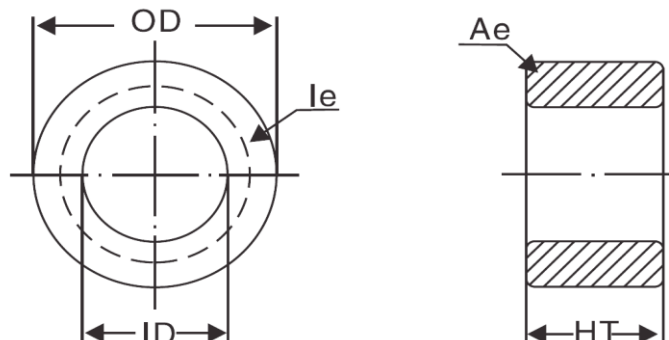


## SPECIFICATION FOR APPROVAL

### 1. Material

Production:	Sendust Cores
KDM.P/N:	KS290-026A-HF
AL:	89(nH/N <sup>2</sup> ) ± 8%
Material:	26 μ
Coating Color:	Black
Coating material:	epoxy
Coating Breakdown Voltage:	1000V, 0.5mA, 2Sec



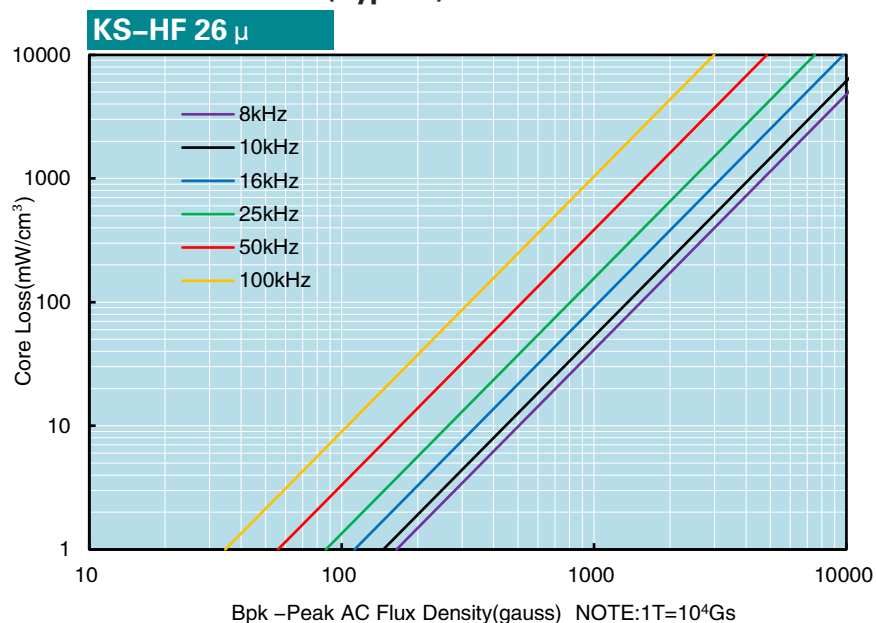
### 2. Physical Characteristics

Before Coating			After Coating			Le(cm)	Ae(cm <sup>2</sup> )	V(cm <sup>3</sup> )	W(cm <sup>2</sup> )	Weight (g) (ref.)	Box Quantity (Pieces)
OD(Max.) in/mm	ID(Min.) in/mm	Ht(Max.) in/mm	OD(Max.) mm	ID(Min.) mm	Ht(Max.) mm						
2.945 74.80	1.783 45.30	1.378 35.00	75.20	44.07	36.27	18.380	5.040	92.640	15.246	576.6	27

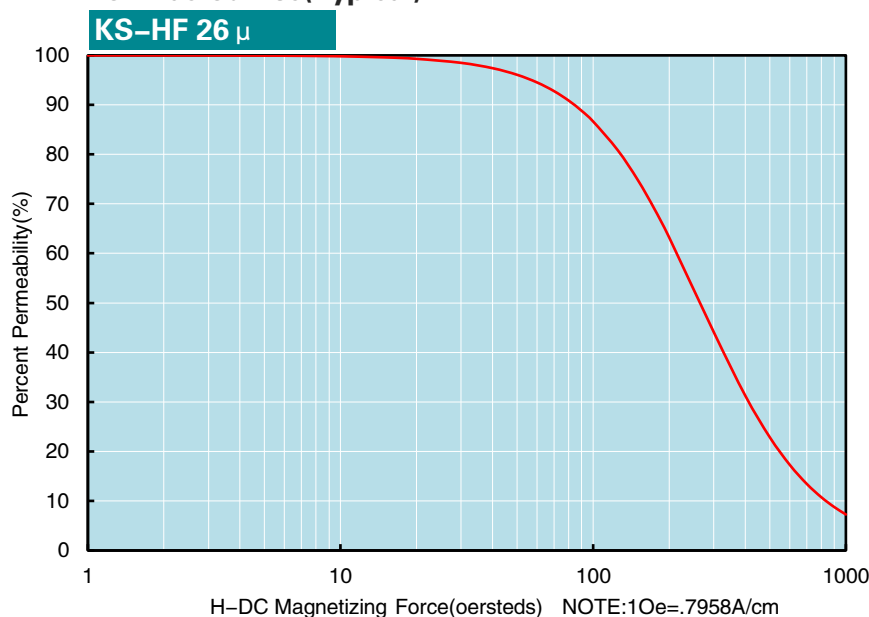
### 3. Electrical Parameters(Typical) Temperature(25°C ± 2°C)

Test Item	Test Condition	Value(Typical)	Test Instrument
Inductance	φ 1.2mm/98Ts, 20kHz/1V, I=0A (Evenly full windings)(均匀绕满)	854.8 μ H ± 8%	CH3302
DC-Bias	φ 1.2mm/98Ts, 20kHz/1V, I=30A(H=200Oe) (Evenly full windings)(均匀绕满)	495.4 μ H (Min.)	WK3255B+WK3265B
	φ 1.2mm/98Ts, 20kHz/1V, I=45A(H=300Oe) (Evenly full windings)(均匀绕满)	346.0 μ H (Min.)	
Core Loss	50kHz/1000Gs	480mW/cm <sup>3</sup> (Max.)	SY-8219
Remarks	Set the internal resistance of LCR meter to 100 Ω .(电感测试仪内阻设置100 Ω )		

Core Loss Curves(Typical)



DC-Bias Curves(Typical)



KDM确认栏  
KDM  
Signature

**科达磁电  
技术部**

客户确认栏  
Customer  
Signature

请在5个工作日内回签承认书，否则此承认书将作为后续订单的OQC标准。若有疑问，请及时联系我司RD部门。  
Please sign back after approval within 5 working days, otherwise this approval sheet would be taken as OQC standard for subsequent orders. If you have any questions, please contact RD department in time.